

LD SYS 100 Direct Diode Laser System / Controller



Features

- 19" Rack Mounted
- Turn Key System
- CW and Pulsed Operation
- Single/Multi-shot Function
- Microprocessor Operation
- RS-232 Interface / External Control (TTL)
- Air-cooled
- Graphical User Interface (S/W included)
- Replaceable Delivery Fiber
- Thermal Management

Applications

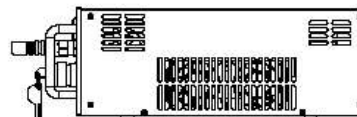
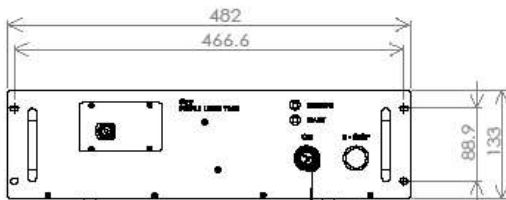
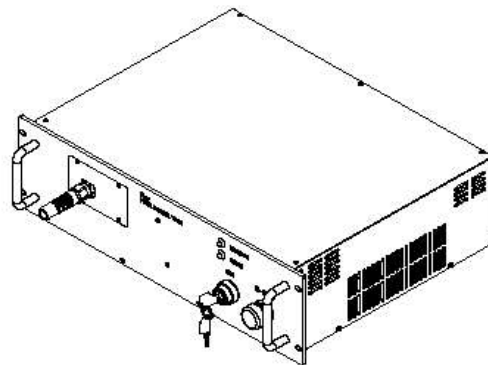
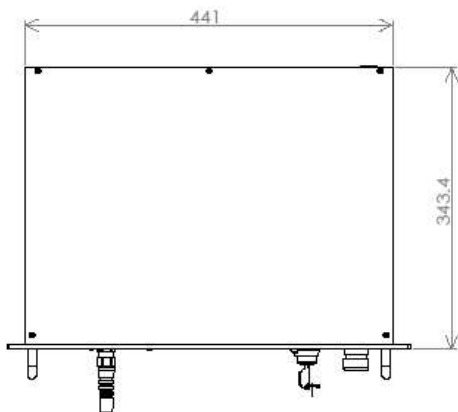
- Plastic Welding
- Soldering /FPD Bonding
- Heat Treatment
- Medical application

LD SYS 100 Direct Diode Laser System / Controller

Wavelength	nm	976 *
Power	W	50
Fiber Core Diameter	μm	400 *
Numerical Aperture		0.22
Rising Time/Falling Time	ms	< 1
Dimension	mm	441 X 344 X 133
Connector Type		SMA 905
Input Power		100 to 220 VAC, 50 to 60Hz
Power Consumption	W	700W
Cooling		Forced Air Cooling
Weight	kg	20

* Another Wavelength & Fiber Core Diameter are available

- ** Available Options
- Delivery Fiber 2-20m
 - Collimator modules
 - Remote Controller
 - Beam Shaper



PLT
PEOPLE LASER TECH

#1709, Kumkang Penterium IT Tower, 810,
Gwanyang-dong, Dongan-gu, Anyang city,
Gyeonggi-do, Korea zip code : 431-810
Tel: 82-2-3272-0375 Fax: 82-2-3272-0378
www.peoplelaser.com plt@peoplelaser.com



Direct Diode Laser System / Controller

Remote Controller



S/W for Remote Controller

LASER STATUS		
Power	1	W
L.D Temp.	19.9	℃
Driver Temp.	19.9	℃
P.D Value 1	9.9	
P.D Value 2	N.C	
I Monitor	99.1	
FiberSensor	N.C	
Total Emission On Time	8h/ 8m/00s	
2nd Emission On Counter	8h/ 8m/00s	
Reset		

MODE	
C.W	<input type="checkbox"/> Pulse <input checked="" type="checkbox"/> Single <input type="checkbox"/> Repeat

TIME & REPEAT	
ON Time	1 ms
OFF Time	1 ms
Repeat Cnt.	1

POWER DUTY FREQUENCY	
Power	1.0 W
Freq	1 Hz
Min 1 ~ Max 1000	
Duty	100 %
Min 1 ~ Max 100	

READY <input checked="" type="checkbox"/>	STOP <input type="checkbox"/>	SOUND ON <input checked="" type="checkbox"/>	SOUND OFF <input type="checkbox"/>
EMISSION ON <input checked="" type="checkbox"/>	EMISSION OFF <input type="checkbox"/>	SET <input type="checkbox"/> UP <input type="checkbox"/>	
GUIDE ON <input checked="" type="checkbox"/>	GUIDE OFF <input type="checkbox"/>		

S/W for PC

Control **Set Up**

Laser Status

Power	10	W
SHG Temp.	N.C	℃
L.D Temp.	19.9	℃
Driver Temp.	19.9	℃
P.D Value 1	99.1	
P.D Value 2	N.C	
I Monitor	199.0	
FiberSensor	N.C	
Total Emission On Time	8h / 8m / 00s	

Mode

C.W Single
 Pulse Repeat

Time & Repeat

ON Time: 1 ms OFF Time: 1 ms Repeat Cnt.: 1

Power Duty Freq.

Power: 10 W Freq.: 1 Hz Duty: 100 %

Guide Beam ON OFF
Emission ON OFF

STOP **READY**

STOP

Use Beep Sound Log On 1 sec

- User-friendly S/W
- Power Calibration Function
- Diode Temp & Power Monitoring
- Mode Select Function
: Single shot/ Pulse selectable
- Laser Shot Counter
- Emission On Timer

